

Church Broughton Community Plan

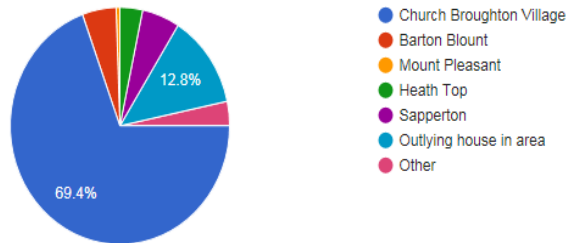
Summary of Responses to Questionnaires

July 2016

# About You

## 1. Where do you live?

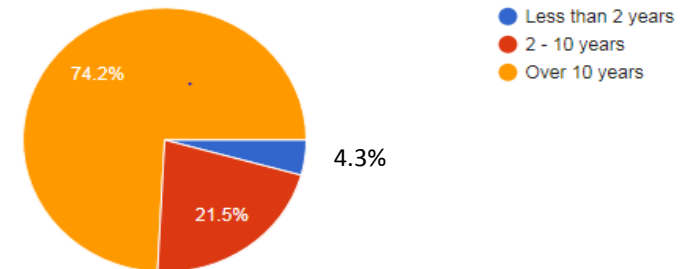
Where do you live? (180 responses)



This suggests reasonable coverage of the community but when we write the Plan we might compare to any demographics we have available.

## 2. How long have you lived here?

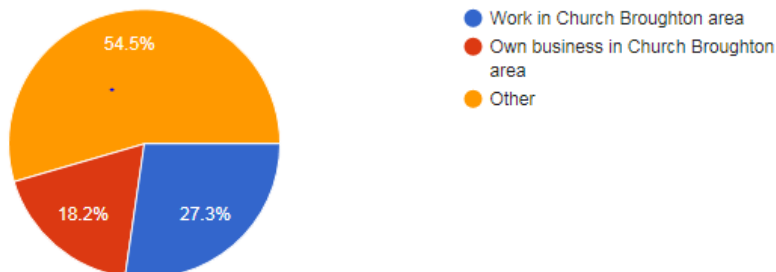
How long have you lived here? (186 responses)



If this can be compared to any national or county averages, it might tell us something about satisfaction with life here?

## 3. If you don't live in this area, please explain your connection

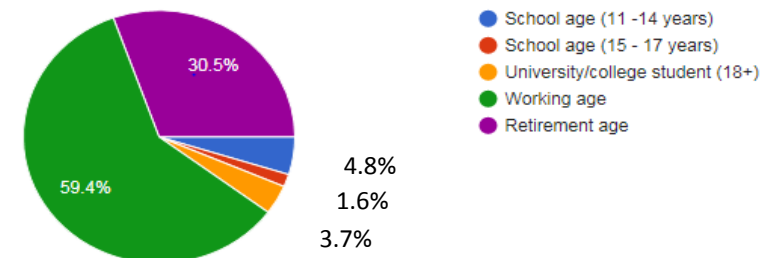
If you don't live in this area, please explain your connection. (11 responses)



2 own a business in CB; 1 works in CB; 1 kids at school; 1 Burton Hospital

## 4. Which age group do you belong to?

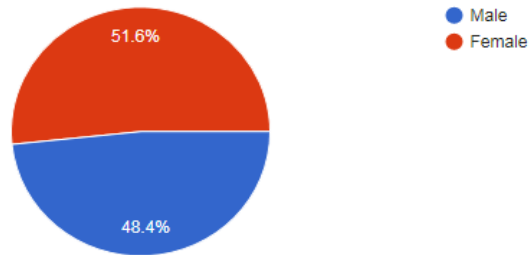
Which age group do you belong to? (187 responses)



Excludes children under 11 (see separate analysis). Teenagers under-represented. Comparison to national or county averages might tell us something re work vs retired split.

5. Are you Male or Female?

Are you Male or Female? (184 responses)



Reflective of the community

6. What is the best thing about living here?

| What is the best thing about living here? |            |            |          |
|---|------------|------------|----------|
|   | Responses  | Percent    | Comments |
| Community and People                      | 113        | 65%        |          |
| Quiet, rural and Countryside              | 99         | 57%        |          |
| Facilities                                | 20         | 12%        |          |
| Own house/land                            | 22         | 13%        |          |
|   |            |            |          |
| <b>Total number of responders</b>         | <b>173</b> | <b>92%</b> |          |

Makes clear what we need to protect and nurture to retain current advantages. Low facilities response may tell us something - see later section. We did not ask how happy people are to live here.

7. What is the worst thing about living here?

| What is the worst thing about living here? |            |            |   |
|--|------------|------------|---|
|  | Re-sponses | Per-cent   | Comments                                      |
| Facilities                                 | 56         | 34%        | 40 of 54 responses mention the lack of a shop |
| Transport                                  | 44         | 27%        |   |
| Road conditions                            | 32         | 19%        |   |
| Industrial encroachment                    | 24         | 14%        |   |
| Travellers                                 | 15         | 9%         |   |
| Other                                      | 14         | 8%         |   |
| Communications                             | 13         | 8%         |   |
| Environment                                | 10         | 6%         |   |
|  |            |            |   |
| <b>Total number of re-sponders</b>         | <b>166</b> | <b>88%</b> |   |

The top 3 worst disadvantages give us a clear steer on priorities.

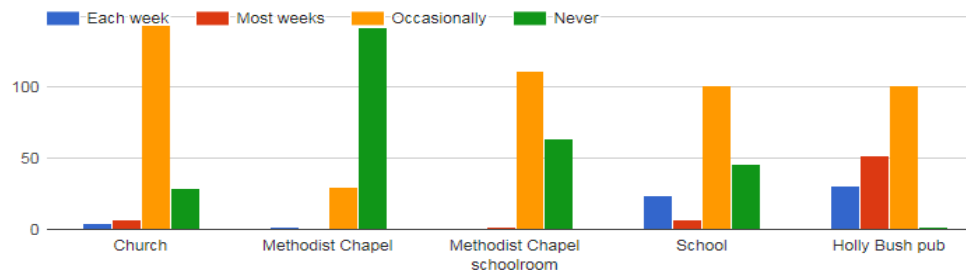
## About You – Conclusions

- The above shows that we gained 188 responses (175 adults and 12 over 11 year olds). With the additional 52 responses from under 11s, this leads us to believe that we have a good and sufficiently representative response from all sections of our community, except teenagers. Should we do anything regarding teenagers?
- Some of the results in the survey may warrant analysing by sub-populations, such as male and female, or working and retired.
- We do not know how happy or not our community is with life here, but we do have some initial pointers above re areas for focus.

# Facilities/Amenities

8. How often do you go to the following places (for any purpose):

How often do you go to the following places (for any purpose):



The Holly Bush appears the most used facility and the Methodist Chapel the least. However, even the Holly Bush has considerable potential for additional use.

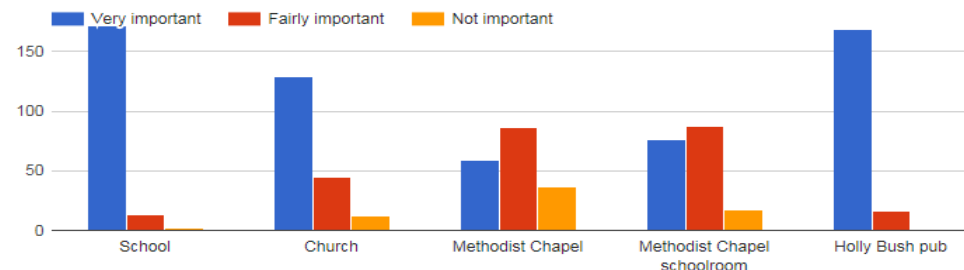
10. If we could make more use of the Church and/or the Methodist Chapel and Schoolroom, what do you think they could be used for and how do you think this could be achieved?

|                                    | Re-sponses | Per-cent   | Comments  |
|------------------------------------|------------|------------|---|
| Social / Events                    | 77         | 66%        | Mostly very general, such as events, parties, etc   |
| Clubs/Societies                    | 46         | 40%        | Meetings and clubs in general, with a youth club the highest specific suggestion from 10 responders |
| Amenities                          | 34         | 29%        | 19 mention use as a village hall, 11 as a shop and 7 as a post office                               |
| Education                          | 32         | 28%        | Highest specific idea is art from 15 responders   |
| Disagree                           | 10         | 9%         |   |
| Don't know                         | 7          | 6%         |   |
| Religious                          | 2          | 2%         |   |
| <b>Total number of re-sponders</b> | <b>116</b> | <b>62%</b> |   |
| How?                               | 35         | 19%        | Most common comment was to change seating/pews to make more space                                   |

Lots of ideas, but some disagreement with the idea of using these facilities for non-religious purposes. The views of the 37% who did not answer are unknown.

9. How important do you think it is that the following facilities in Church Broughton should be retained for our use?

How important do you think it is that the following facilities in Church Broughton should be retained for our use?



The School and Holly Bush are deemed most important, but none are seen as unimportant.

11. The Holly Bush pub currently has a curry and quiz night on Sunday and take-away fish & chips on Fridays. Is there anything else you would like the pub to offer?

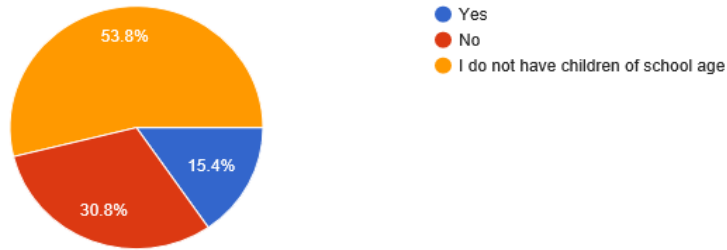
|                                   | Re-sponses | Percent    | Comments  |
|-----------------------------------|------------|------------|---|
| No                                | 27         | 26%        | Happy with the pub as it is   |
| Shop                              | 26         | 25%        |   |
| Food                              | 31         | 30%        | Half suggested themed nights  |
| Activities                        | 18         | 17%        | 13 suggesting music, mostly live                                    |
| Drink                             | 17         | 16%        |   |
| Facilities                        | 11         | 11%        | 8 suggesting coffee, tea, ice cream or sweets outside opening hours |
| Staff                             | 4          | 4%         |   |
| <b>Total number of responders</b> | <b>104</b> | <b>55%</b> |   |

Many ideas for the Pub to consider and we will let them have these responses. If a future initiative is launched on a village shop then the pub should be included as an option.

12. Do you have children currently attending Church Broughton Primary School?

Do you have children currently attending Church Broughton Primary School?

(182 responses)



28 responders do have children at the School.

13. If not Church Broughton Primary School, which school do they attend and why?

|                                   | Responses | Comments                           |
|-----------------------------------|-----------|------------------------------------|
| Now at secondary school           | 15        | Leaves 7 not at the primary school |
| Derby High School                 | 3         |                                    |
| Longford                          | 2         |                                    |
| Denstone Prep                     | 2         |                                    |
| <b>Total number of responders</b> | <b>22</b> |                                    |

7 not at the school vs 28 at the school is a high proportion and so worthy of consideration

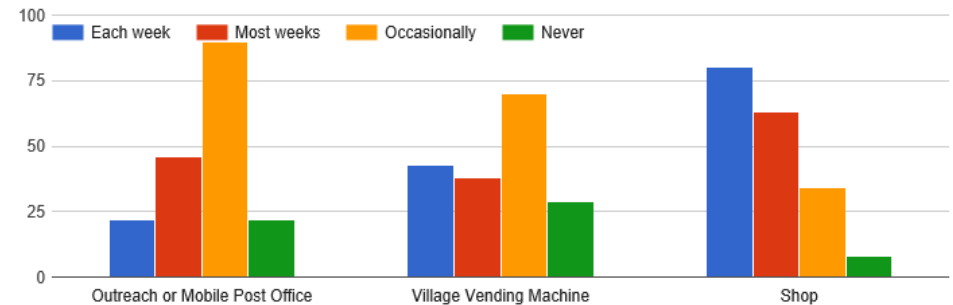
14. How do you think the education provision in Church Broughton could be improved?

|                                   | Re-sponses | Per-cent   | Comments  |
|-----------------------------------|------------|------------|---|
| Activities                        | 39         | 65%        | Most requests were for activities outside school hours, such as clubs, and "wrap-around" care. Also greater sports provision. |
| Facilities                        | 17         | 28%        | Mostly for sports   |
| Management                        | 6          | 10%        |   |
| Community                         | 4          | 7%         |   |
| Teaching                          | 3          | 5%         |   |
| No improvements necessary         | 1          | 2%         |   |
| Don't know                        | 1          | 2%         |   |
| <b>Total number of responders</b> | <b>60</b>  | <b>32%</b> |   |

Seems a very clear outcome. Responses will be shared with the school.

15. Would you use the following if they were available in the community?

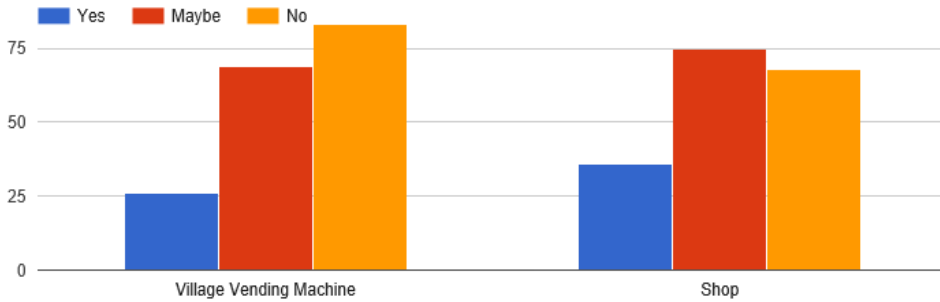
Would you use the following if they were available in the community?



A shop is most popular, but at this stage in the survey is not sense-checked against willingness to invest effort.

16. Would you be willing to regularly give time to help run/stock the following?

Would you be willing to regularly give time to help run/stock the following?

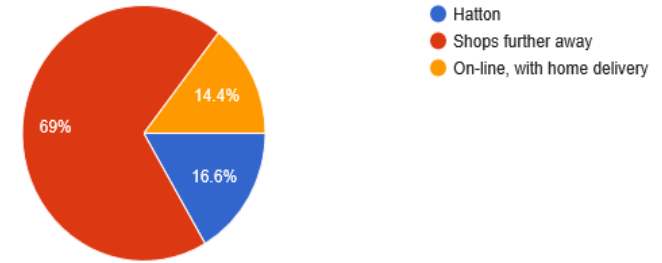


A community shop generates more willingness to give time, but it would also need more time.

17. Where do you currently shop for most of your food and essentials?

Where do you currently shop for most of your food and essentials?

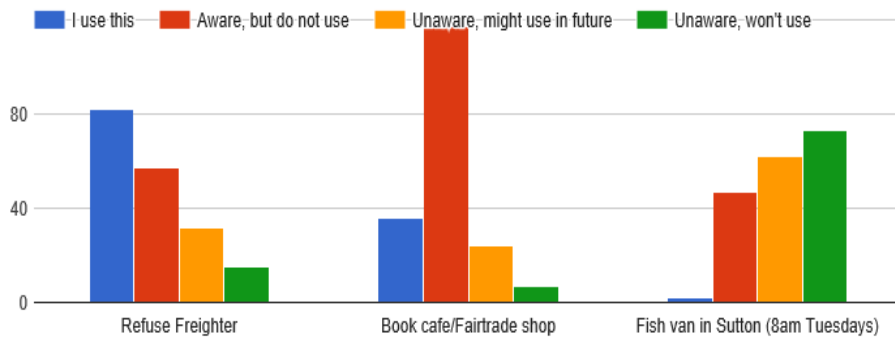
(187 responses)



Does the fact that responders are travelling further away, rather than go to our nearest shops, throw doubt on the extent to which the local shop would be used?

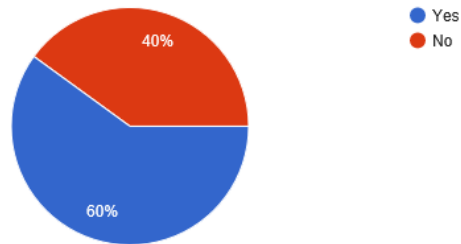
18. Are you aware of the following facilities/services?

Are you aware of the following facilities/services?



19. Do you want to have a Village Hall in the Church Broughton area?

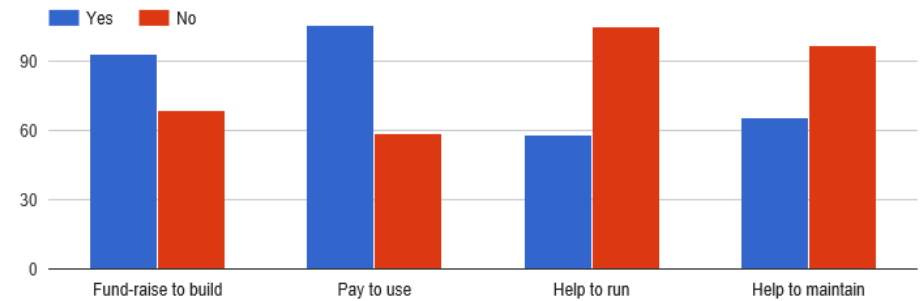
Do you want to have a Village Hall in the Church Broughton area? (180 responses)



A majority in favour but a sizeable minority against. Will that majority be prepared to invest the time and effort required to create and run such a hall? Are they enthused by the hall or by the activities that might be held there (or elsewhere)?

20. Would you be willing to do any of the following in order to have a Village Hall?

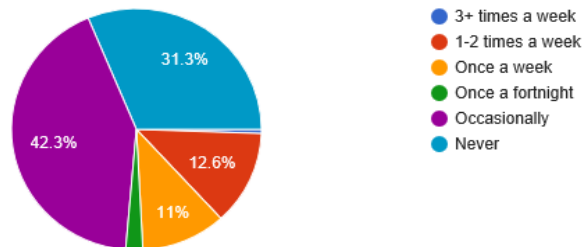
Would you be willing to do any of the following in order to have a Village Hall?



There is a considerable willingness to be part of the village hall "challenge". Would that same willingness be there if looking for help to convert other facilities (such as the Church) for these activities?

21. How often do you use Village Halls or similar facilities outside the Church Broughton area for activities that you can't do locally?

How often do you use Village Halls or similar facilities outside the Church Broughton area for activities that you can't do locally? (182 responses)



23 people use a village hall or similar facility 1 – 2 times per week, 20 people once a week, 4 once a fortnight and 77 occasionally. 57 people never use a village hall or similar facilities. Would more people use it if we had more activities locally?

22. How would you like a Village Hall to be used?

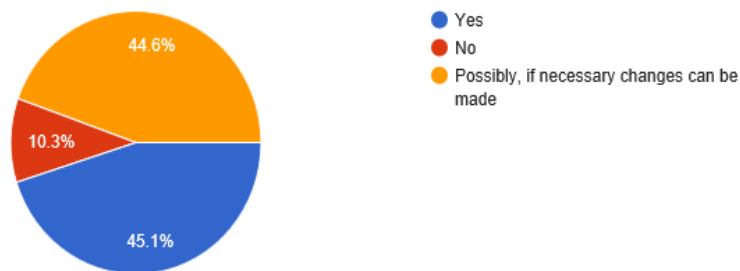
|                                   | Responses  | Percent    |
|-----------------------------------|------------|------------|
| Clubs & Societies                 | 60         | 59%        |
| Community                         | 50         | 50%        |
| Education                         | 36         | 36%        |
| Private Use                       | 35         | 35%        |
| Disagree                          | 8          | 8%         |
| Village shop                      | 3          | 3%         |
| <b>Total number of responders</b> | <b>101</b> | <b>54%</b> |

A huge number of ideas with many responders listing multiple suggestions. Any summary does not do those ideas justice. These activities do require an appropriate space.



23. Instead of building a new Village Hall, do you think that it would be better to make more extensive use of the existing facilities in Church Broughton (the Church, the Methodist Chapel and schoolroom, and the School) for village activities?

(184 responses)



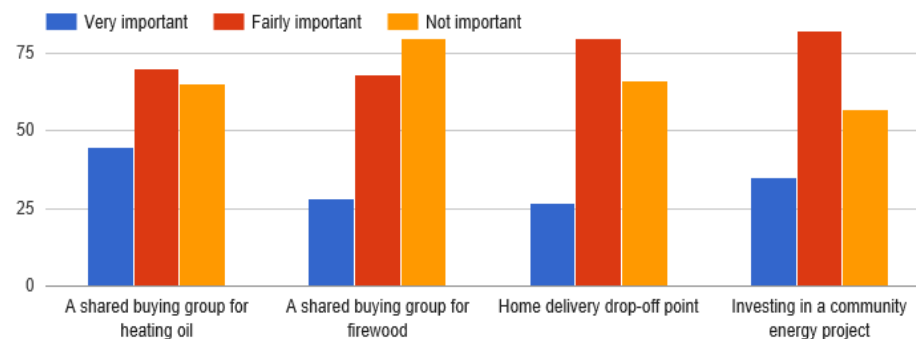
This is the crux of the village hall debate. Can the necessary changes be made to existing facilities? Does making changes make existing facilities a cheaper or more effective solution than building a hall? The activities that people want to do needs to drive the decisions about the facilities.

25. If you have thoughts or suggestions on facilities/amenities not covered in the questions above, please enter your comments below.

|                                   | Re-sponses | Per-cent   | Comments  |
|-----------------------------------|------------|------------|---|
| Village Hall                      | 9          | 39%        | Some for a hall, others against, some saying use existing buildings, others not to do so. |
| Facilities                        | 7          | 30%        | Ideas for further facilities in the village, some of which come up later in the survey.   |
| Services                          | 5          | 22%        | Ideas for further services in the village, some of which come up later in the survey.     |
| <b>Total number of responders</b> | <b>23</b>  | <b>12%</b> |   |

24. How important do you consider the following ideas to be?

How important do you consider the following ideas to be?



The first three ideas in particular do not necessarily require wide community support to succeed. Perhaps the concept might be trialled via a heating oil buying group and developed from there?

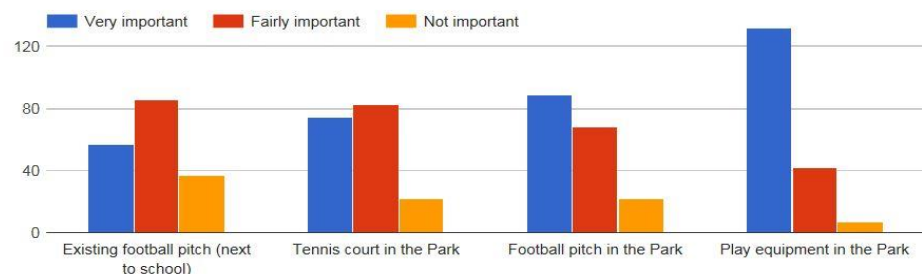
## Facilities and Amenities – Conclusions

- The Holly Bush is used most by responders compared to other facilities surveyed, but there is considerable potential for further use by the community. The survey gives many ideas as to how use may be grown, which we will share with the pub.
- There are lots of ideas for activities within the village that might be held at a Village Hall, or other suitable facility such as a revamped Church and Chapel school room, which appear very underused. There is a lot of energy and willingness to help to build on. The survey does not tell us which option is best for the village, and this should be investigated further by a working group.
- Responses re the school will be shared and discussed with them.
- There is demand for a Village Shop, but whether it is sufficient to warrant the effort and expense involved is unknown at this stage. Fall back options remain vending or mobile services. This might be a project for a working group.
- There may be value in trialling a heating oil buying group as a step towards a wider set of communal shared services and activities.

# Sport and Leisure

26. How important do you think the following are:

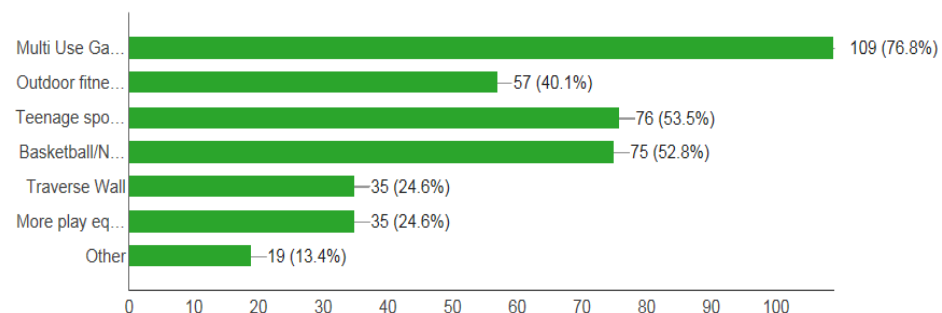
How important do you think the following are:



Generally, the existing facilities are considered to be important

27. Does the Church Broughton area need any of the following?

Does the Church Broughton area need any of the following? (142 responses)



Other sporting facilities suggested:

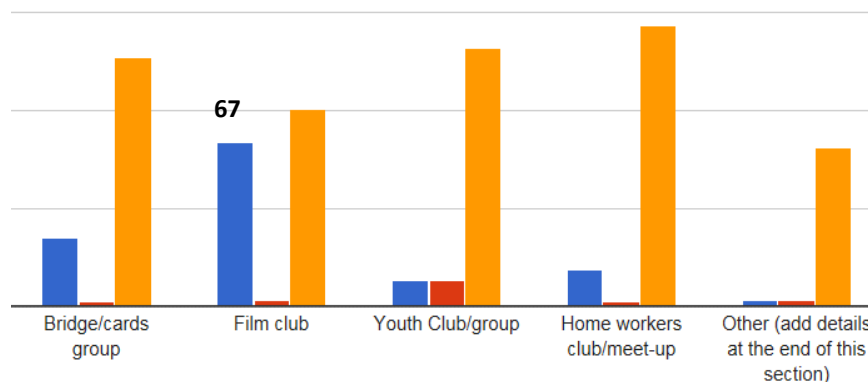
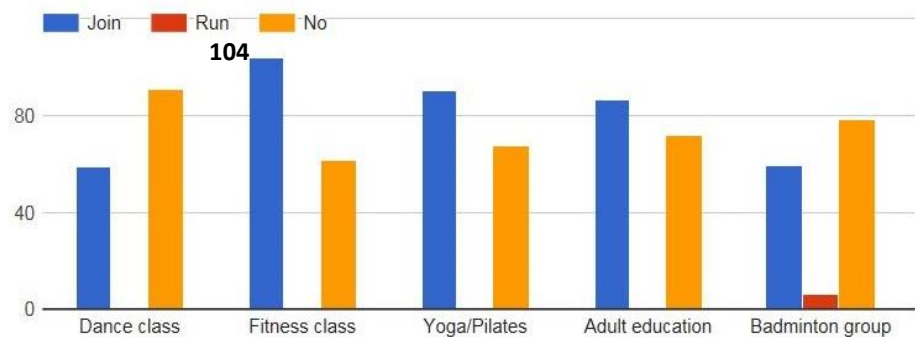
- Trampoline/skate park (5)
- Petanque court (1)
- Spider frame/zip wire (1)
- Cricket pitch/rounders equipment (2)
- Better football pitches (1)
- Indoor gym/aerobics (1)
- Covered area for teenagers (1)

28. The existing football pitch next to the school is currently under-utilised. What do you think that it could be used for (with the owner's permission)?

| Suggestions for uses of football pitch next to school: |           |            |   |
|--|-----------|------------|---|
|  | No.       | %          | Suggestions include:  |
| Sports   | 70        |            | Football (14), cricket (10), other sports/fitness activities                  |
| Leisure  | 25        |            | Use for village events (10), and other leisure activities                     |
| Other  | 42        |            | Use for village hall (13), parking (9), school activities (9), allotments (5) |
| <b>Total number of responders</b>                      | <b>86</b> | <b>46%</b> | <b>of total</b>   |

Many suggestions for other uses both sporting and other. We need to check if it is possible to use the land for other purposes.

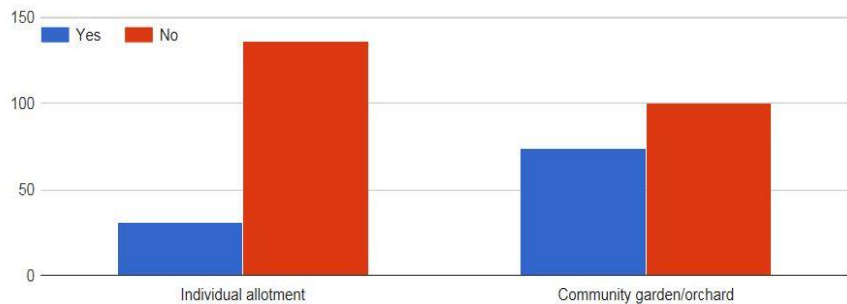
29. Would you be interested in joining or running any of the following activities?



There is lots of interest in joining in with activities

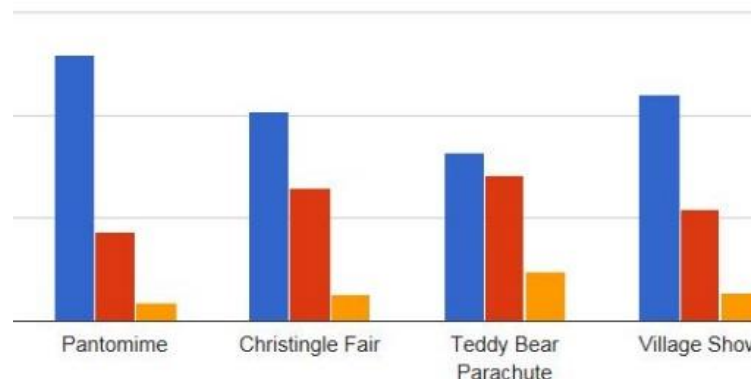
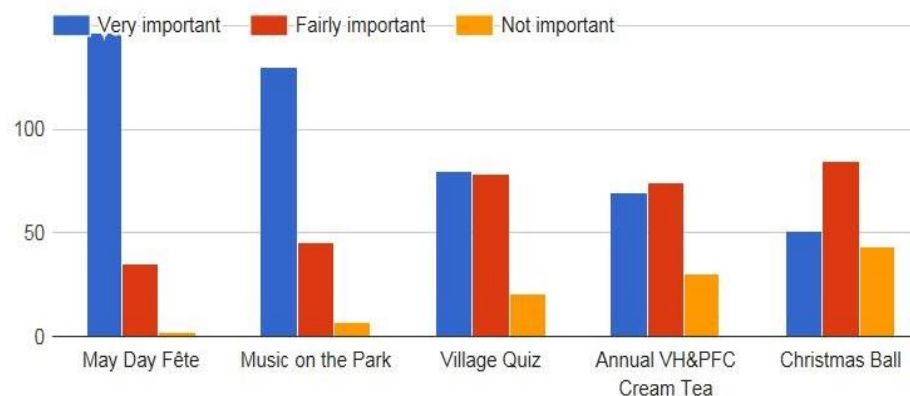
30. Would you like to have an allotment or community garden?

Would you like to have an allotment or community garden?



This shows quite a bit of interest in allotments and Community garden/orchard

31. How important do you think it is for the following activities to continue?



This shows that we generally consider these existing activities to be important with the most popular being the May Day fete, Music on the Park and the Pantomime

32. Do you have any suggestions of events (new or old) the Church, School or village could organise for your enjoyment?

|                                   | Suggestions |            | Suggestions include:  |
|-----------------------------------|-------------|------------|---|
| <b>Sport</b>                      | 14          |            | Annual events such as family sports day, village football game, team games, tug of war  |
| <b>Leisure</b>                    | 39          |            | Fund-raising events such as treasure hunt, walks, auction, BBQ. Theatre/concert trips, boules competition, bingo, well-dressing week/activities, dog show, adult disco, more live and local, film night. Reinstate bonfire night, adult education and fitness classes. Astronomy and archaeology. |
| <b>Other</b>                      | 2           |            | Produce footpath guide and directory of what's on.  |
| <b>Total number of responders</b> | <b>48</b>   | <b>26%</b> |   |

33. Do you have any other thoughts or suggestions on sports and leisure not covered in the questions above?

|                                   | Re-sponses | Per-cent   | Suggestions include:  |
|-----------------------------------|------------|------------|---|
| <b>Sport</b>                      | 22         |            | Swimming pool (3), running club (6), tennis club (2), cycling group (2), boules/petanque (4), skate park (1), football team (1) |
| <b>Leisure</b>                    | 7          |            | Book club (1), poetry club (1), photography club (1), ferret/duck racing (1), archery (1), re-open bridleways (1)               |
| <b>Other improvements</b>         | 1          |            | Improve footpath stiles (1)   |
| <b>Total number of responders</b> | <b>27</b>  | <b>14%</b> |   |

Is anyone interested in developing or organising any of the suggested events listed above?

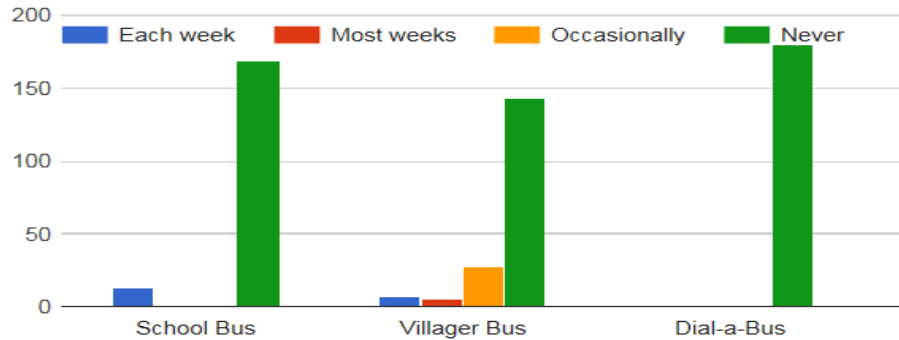
## Sports & Leisure – Conclusions

- The existing facilities are considered to be important, but there is a lot of interest in having extra sports facilities, particularly a MUGA
- There is some interest in having an allotment and quite a bit more interest in having a community garden/orchard
- There were a lot of varied suggestions for additional and alternative uses for the football pitch next to the school; we need to ascertain whether this would be possible
- There is lots of interest in doing additional activities which could be progressed if there is enough motivation to organise the activities
- The activities will drive the need for meeting places/facilities, either through the improvement of existing facilities or the requirement for a new Village Hall

# Transport

34. How often do you use public transport in our area?

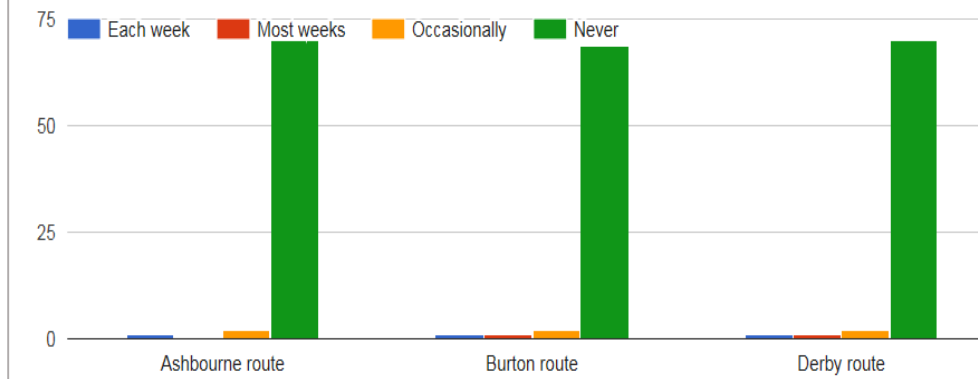
How often do you use public transport in our area?



Public transport is rarely used other than the School bus, and occasional use of taxis and the Villager Bus

35. If you use Dial-a-Bus, which routes do you use?

If you use Dial-a-Bus, which routes do you use?



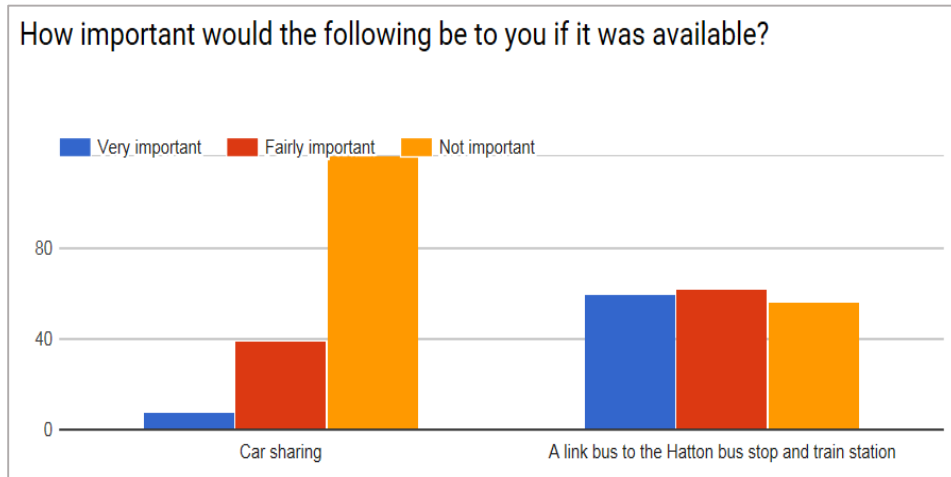
2 responses for "Occasionally" for each of the routes.

1 "each week" for Ashbourne

1 "most weeks" for Burton and Derby

Although in the previous question, no one used Dial-a-Bus, so assume this reflects use of Villager Bus instead

36. How important would the following be to you if it was available?



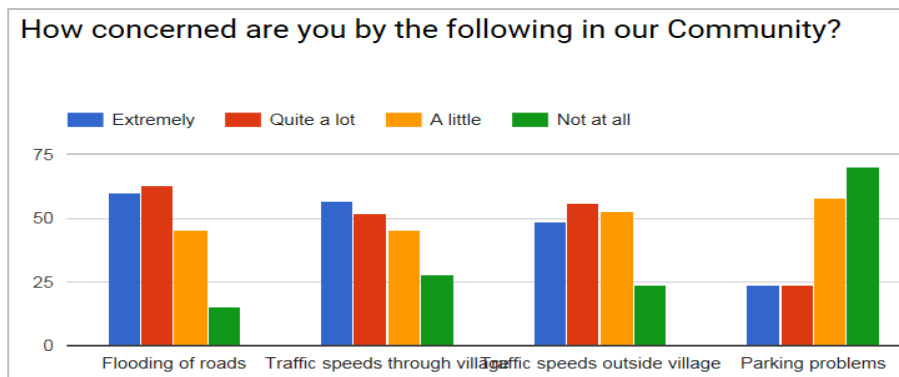
There are a number of people interested in car sharing, so worthwhile investigating further. 120 out of 178 responses (67%) showed interest in a link bus to other public transport which shows a clear need for further evaluation.

37. Is lack of transport generally a problem for you for the following activities?

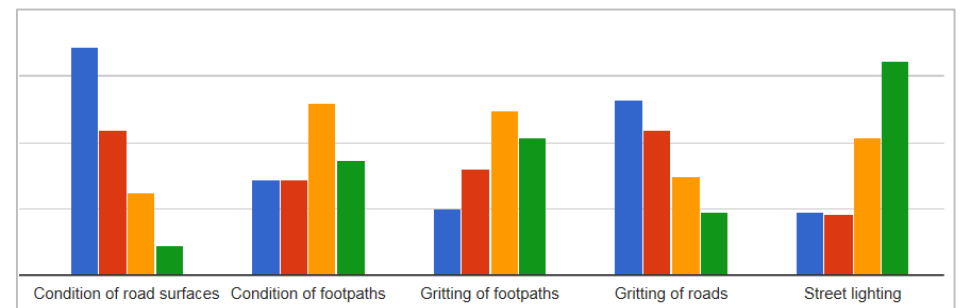


Lack of transport is a problem for a number of people

38. How concerned are you by the following in our Community?



The biggest issues are the flooding of roads, traffic speed, and condition of the roads (including icy conditions)

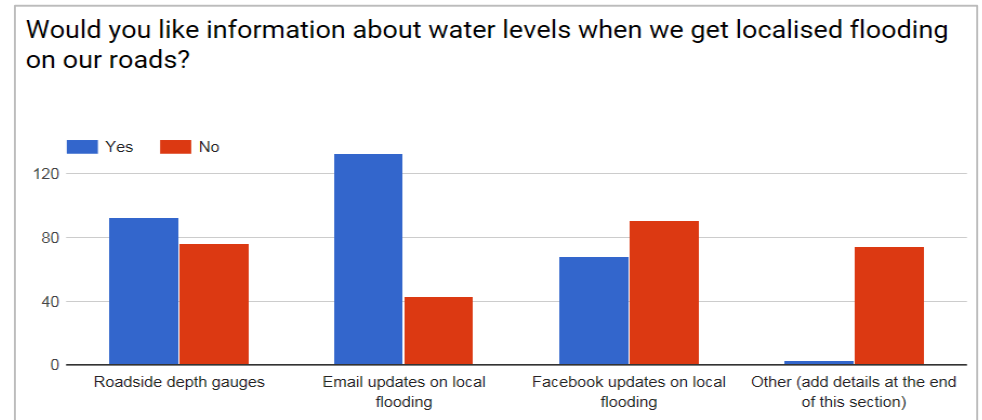




39. If you are concerned by any of the issues above, please provide more details below.

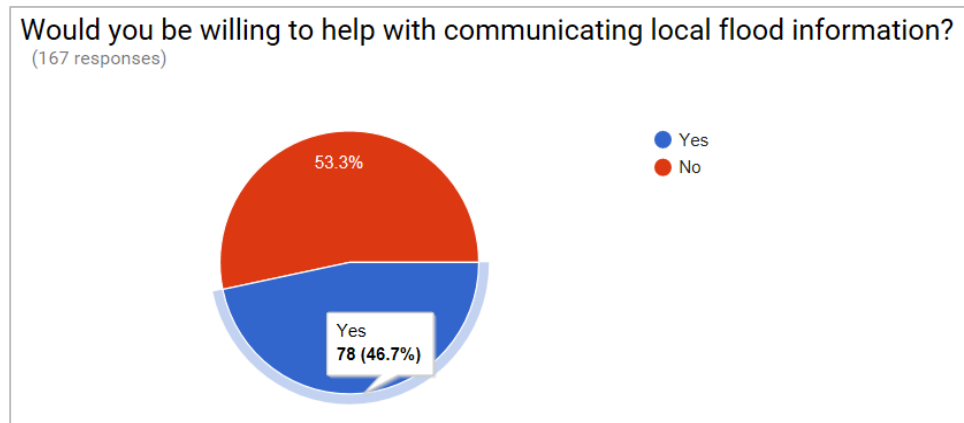
| Concerns                          | Number of comments: | Main issues:   |
|-----------------------------------|---------------------|--|
| Roads and footpaths               | 139                 | State of repair of roads (32), speeding (35), tractor and HGV issues (30), ice/lack of gritting (17), parking (10), safety issues (8), state of verges (7) |
| Environment                       | 11                  | Dog mess, ruts in verges, litter and lighting  |
| Flooding and drainage             | 24                  |  |
| <b>Total number of responders</b> | <b>83</b>           | <b>44% of total</b>  |

40. Would you like information about water levels when we get localised flooding on our roads?



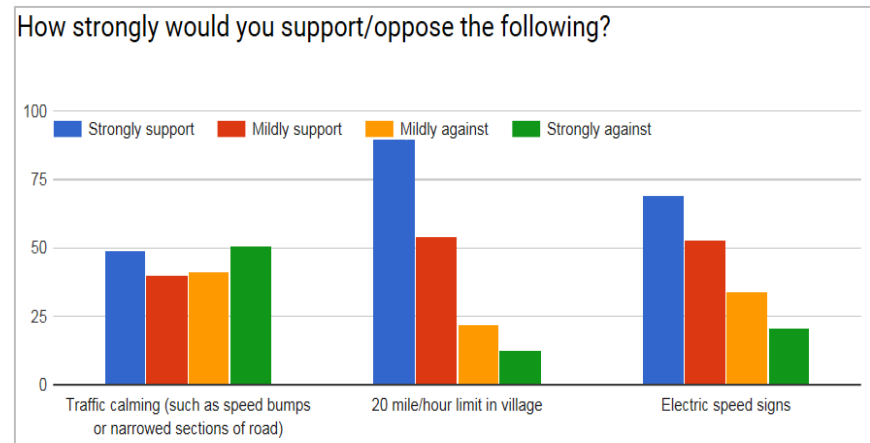
This shows fairly strong support for information to be provided about flooding on the local roads. But can we do anything to resolve or improve the problems?

41. Would you be willing to help with communicating local flood information?



There is a high level of support for this

42. How strongly would you support/oppose the following?



As much strong support as strong opposition to speed bumps; more support for lower speed limit and electric speed signs

43. Do you have any other comments or suggestions that would help to improve our transport and roads?

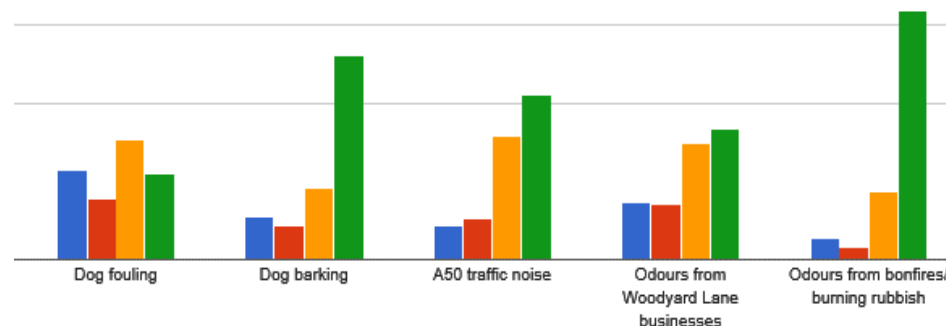
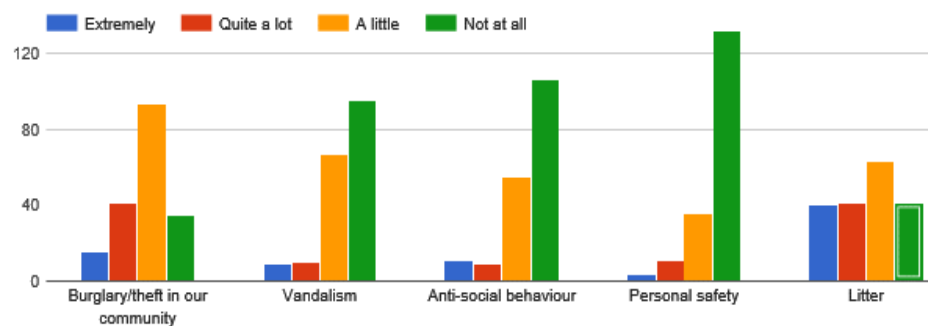
| Category                          | No. of comments: |            | Suggestions include:                        |
|-----------------------------------|------------------|------------|---|
| General comments                  | 85               |            |   |
| Opposing comments                 | 2                |            | Waste of money, will regret traffic calming |
| Supporting comments               | 2                |            |   |
| <b>Total number of responders</b> | <b>50</b>        | <b>27%</b> | <b>of total</b>                             |

## Transport – Conclusions

- The existing transport systems are not often used, but lack of public transport is a problem for a number of people
- There is some interest in car sharing, and a significant level of interest in a link bus to Hatton
- The key concerns are the condition of the roads, speeding, lack of public transport and flooding of roads
- The issues need to be reviewed with the Parish Council and Derbyshire County Council to see what can be done to improve the situation

# Environment

44. Are you concerned by any of the following?



The main issues are litter, dog fouling and odours from Woodyard Lane businesses.

45. If you are particularly concerned by any of the issues above or any other environmental issues, please provide more details below.

| CONCERN                 | ISSUES:   |
|-------------------------|---|
| LITTER                  | Litter (18), fly-tipping (6)  |
| DOGS                    | Fouling (14), barking (4)<br>Roaming (1)  |
| OTHER                   | Burglary/theft (2)<br>Lack of planning input (1)<br>Safety (1), lighting (2)<br>Noise (3)<br>Burning plastic/bonfires (2)<br>Lorries (1), speeding (1)<br>Drink/driving from pub (1)<br>Household waste (2)<br>Mow verges (1) |
| <b>TOTAL RESPONDERS</b> | <b>51</b>   |

46. Do you have any suggestions that would help to remedy any of your concerns (e.g. would you be willing to help with local litter picking)?

| CONCERN                 | SUGGESTIONS | SUGGESTIONS INCLUDE:   |
|-------------------------|-------------|--|
| LITTER                  | 41          | Respondents either already litter pick or would be happy to be part of a group to tackle the issue (34)<br>Increase the number and range of the lengthsman (3)<br>Camera for fly-tipping (1)<br>Tackle problem at source (4) |
| DOGS                    | 14          | More bins & signs for Dog mess (12)<br>Educate dog owners (1)<br>Keep dogs on leads in village (1)   |
| BURGLARY/THEFT          | 3           | Low level lighting for the jitties (1)<br>More active neighbourhood watch (2)  |
| <b>TOTAL RESPONDERS</b> | <b>45</b>   |  |

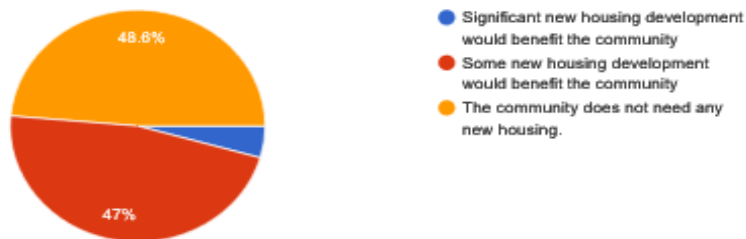
There is a good level of response to the suggestion to help with litter picking  
Some comments to feedback to Neighbourhood Watch

## Environment – Conclusions

- The main concerns are litter, dog fouling and odours from Woodyard Lane. Dog barking is also an issue for some.
- We are fortunate to live in a relatively safe community, although some improvements could be made

# Development & Housing

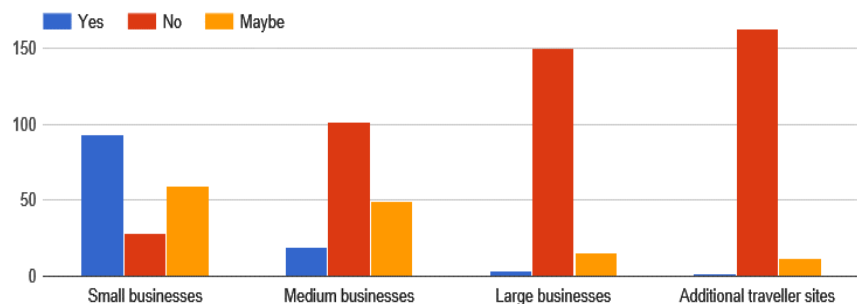
47. In general, what is your feeling on housing development in the community?  
**In general, what is your feeling on housing development in the community?**



A similar number of people think the community doesn't need any new housing as those that think the community could benefit from some. Very few respondents think that significant new housing would benefit the community

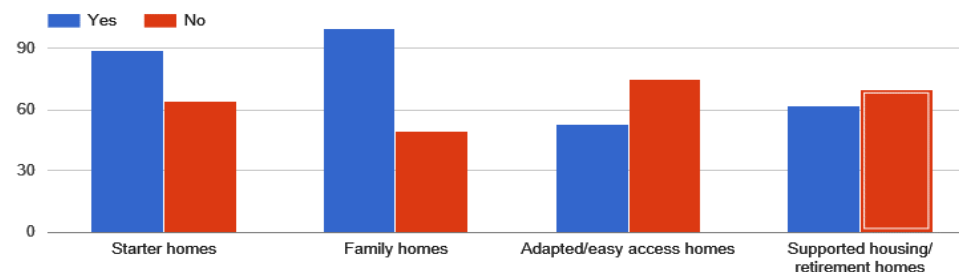
49. Should the Parish support the establishment of any of the following?

**Should the Parish support the establishment of any of the following?**



There is a reasonable level of support for the establishment of small businesses but very little for large businesses or additional traveller sites. This information needs to be fed back to the Parish Council and the South Derbyshire planners

48. What type(s) of housing do you think would be appropriate in our community?  
**What type(s) of housing do you think would be appropriate in our community?**



50. Do you have any other comments on development and housing?

| CONCERN                                       | CONCERNS INCLUDE:  |
|---|--|
| <b>TRAVELLER SITES (14)</b>                   | Ease of formation & expansion, effect on existing house prices, strain on existing infrastructure i.e. School, drainage, noise, lack of integration with rest of community |
| <b>PLANNING (12)</b>                          | Expansion of ATL, style of properties that have been passed (eyesores), no more infilling - properties should be built on edge of village                                  |
| <b>INFRASTRUCTURE (8)</b>                     | Increase in traffic, pressure on School  |
| <b>NEGATIVE IMPACTS (14)</b>                  | Devalue existing homes, change the feel & character of the village<br>Spoil Countryside  |
| <b>CHANGING DEMOGRAPHIC OF COMMUNITY (13)</b> | Need for affordable housing for young people and young families<br>Need to have varied age groups to be able to maintain School/Pub and existing activities                |

## Development & Housing – Conclusions

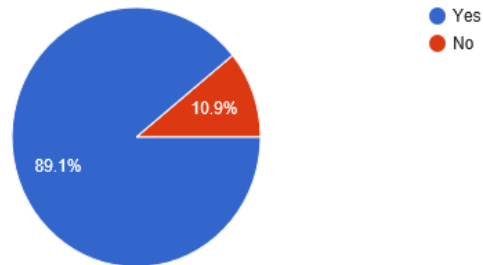
- There is some support for some more housing, although a similar number don't want any more housing; very few want significant new housing
- There is some support for establishment of small businesses in the area but not for large businesses or additional travellers' sites
- Provide feedback to Parish Council in first instance. Also need to feedback comments to SDDC
- Could do Neighbourhood Plan as next step

# Health and Well-being

51. Do you think we should have a Public Access Defibrillator in our community?

Do you think we should have a Public Access Defibrillator in our community?

(184 responses)

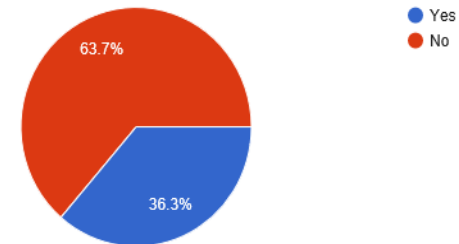


That's a significant majority, but we need the commitment from enough people to make it happen

52. Would you be interested in setting up or joining a Community First Responder team for our community?

Would you be interested in setting up or joining a Community First Responder team for our community?

(179 responses)

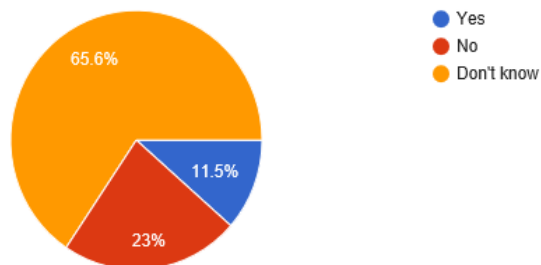


There seems to be enough people willing to get involved to take this further

53. Do you think elderly and/or disabled people are adequately catered for in the community?

Do you think elderly and/or disabled people are adequately catered for in the community?

(183 responses)



Excluding the "Don't knows" gives a 2 to 1 majority for elderly and disabled people not being adequately catered for

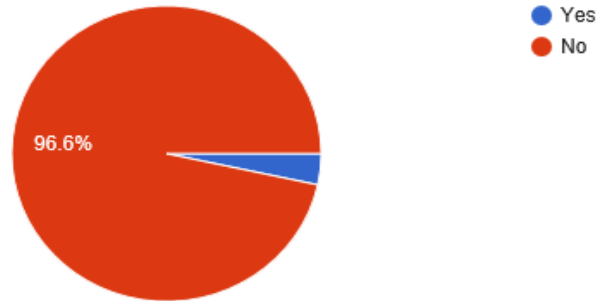
54. If you answered no, what improvements would you like to see?

|                                    | Re-sponses | Per-cent   | Comments   |
|------------------------------------|------------|------------|--|
| <b>Transport</b>                   | 13         | 13%        | See separate transport section   |
| <b>Community</b>                   | 12         | 12%        | Interesting ideas as to how our community might offer support, such as home-visiting and a help-line |
| <b>Roads/Paths/Access</b>          | 8          | 8%         | Lack of footpaths and wheel-chair access   |
| <b>Amenities</b>                   | 4          | 4%         | See shop and defibrillator   |
| <b>Housing</b>                     | 2          | 2%         |  |
| <b>Total number of re-sponders</b> | <b>31</b>  | <b>16%</b> |  |

Community support warrants further consideration to identify what could be done to help

55. Do you feel isolated or lonely at home?

Do you feel isolated or lonely at home? (177 responses)



The 5 responders who said they felt isolated or lonely were from different age groups (2 male and 3 female of which 2 working age and 3 retired). We need to consider what we can do to improve this.

56. Do you have any suggestions on how health and well-being matters could be improved?

|                                   | Responses | Percent    | Comments  |
|-----------------------------------|-----------|------------|---|
| Community                         | 15        | 15%        | Support from within our community for those needing it, exercise based activities and other ideas |
| NHS                               | 5         | 5%         | Issues outside our community, such as gaining a doctor's appointment                              |
| Amenities                         | 3         | 3%         | Village hall, defibrillator and shop as covered elsewhere in the survey                           |
|                                   |           |            |   |
| <b>Total number of responders</b> | <b>24</b> | <b>13%</b> |   |

Mainly comments that support other opportunities raised in the survey

## Health Conclusions

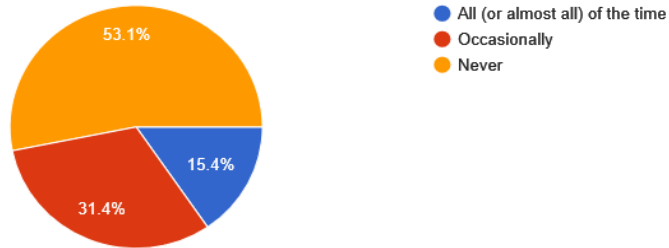
- The defibrillator and first response team would appear to justify further effort
- Many ideas as to how our community might support those requiring it, which we may or may not feel recommend themselves sufficiently without greater clarity as to the scale of the problem and where exactly it lies



# Work and Communications

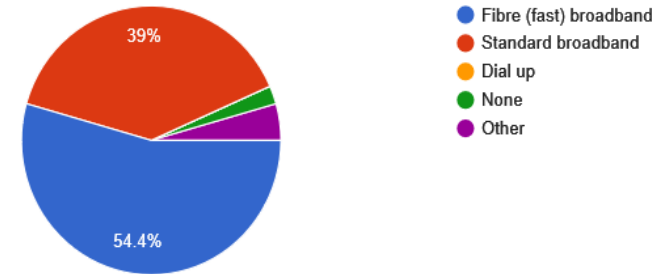
57. How often do you work from home?

How often do you work from home? (175 responses)



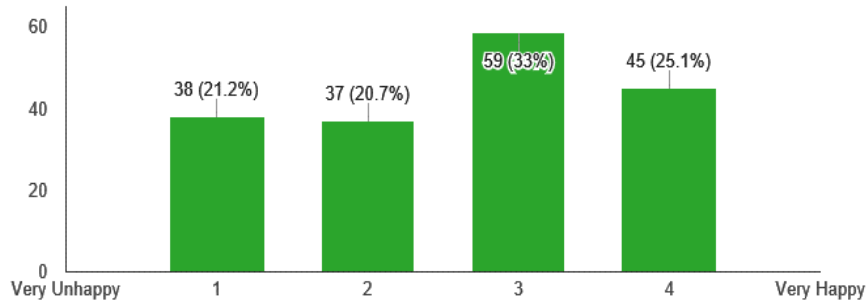
58. What type of internet connection do you have?

What type of internet connection do you have? (182 responses)



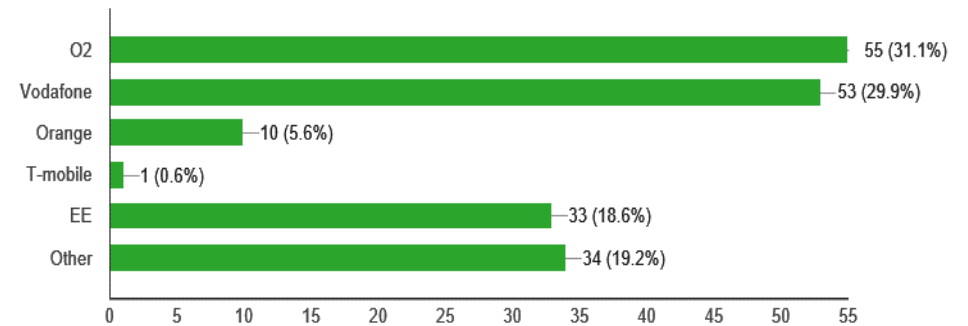
59. How happy are you with your internet speed at home?

How happy are you with your internet speed at home? (179 responses)



60. Which mobile phone network do you use

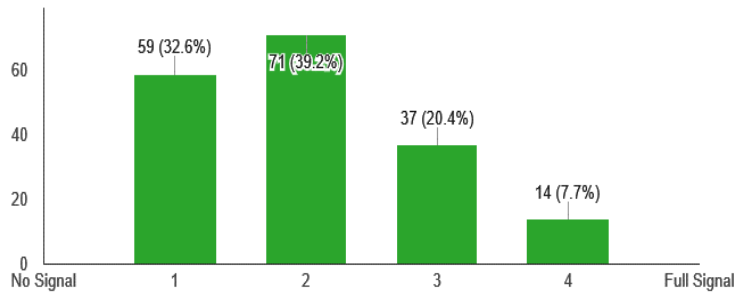
Which mobile phone network do you use (177 responses)



42% are unhappy with internet speed; but we believe that there is now capacity for more fibre (fast) broadband. However, 30% of people with standard broadband are happy or very happy with it. 54% of responders have fibre (fast) broadband. Of those with fast broadband, only 56% are happy or very happy with the internet speed.

61. How happy are you with your mobile phone signal in your home?

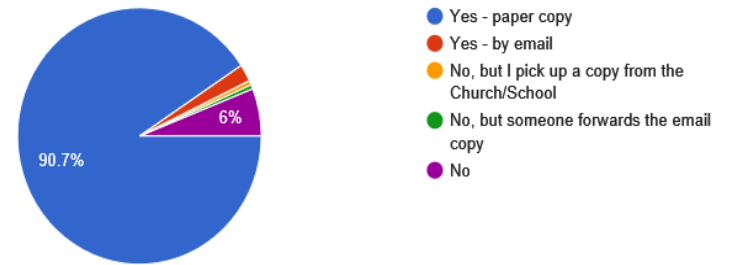
How happy are you with your mobile phone signal in your home? (181 responses)



72% are unhappy with mobile phone signal. There does not appear to be any correlation between mobile phone provider and satisfaction.

62. Do you receive the monthly Church Broughton Calendar?

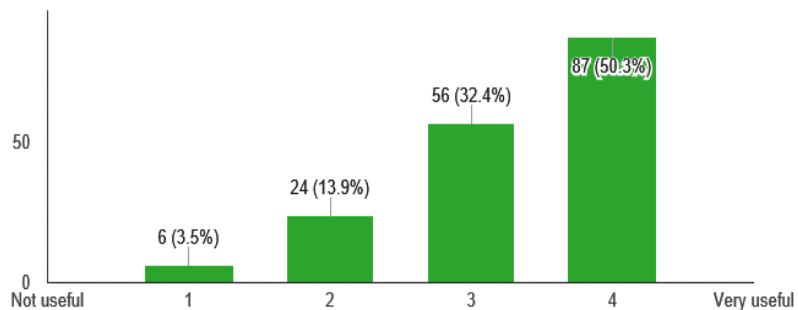
Do you receive the monthly Church Broughton Calendar? (183 responses)



Many receive the Church Broughton Calendar. Do we need to look at the reasons why 10% don't receive it?

63. How useful do you find the Church Broughton Calendar?

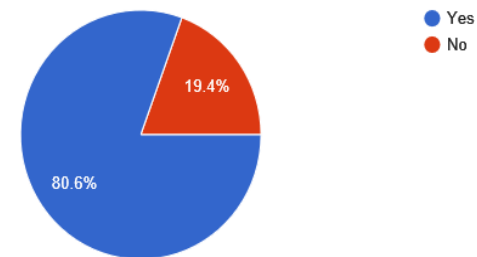
How useful do you find the Church Broughton Calendar? (173 responses)



The Calendar is considered to be useful or very useful by the majority of recipients.

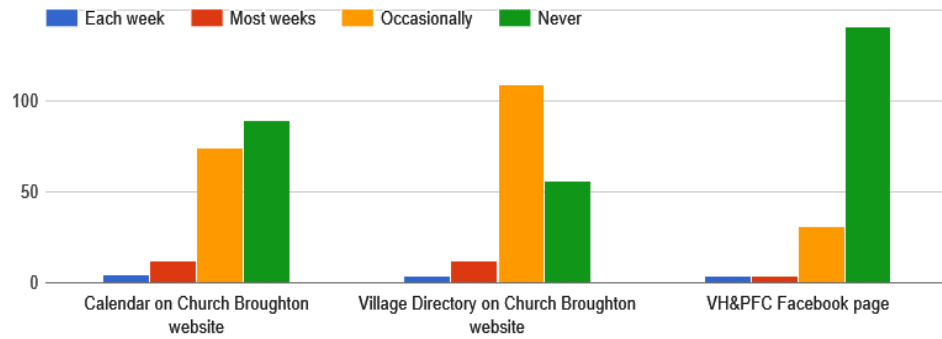
64. Are you registered on the Church Broughton website?

Are you registered on the Church Broughton website? (180 responses)



65. How often do you use the following?

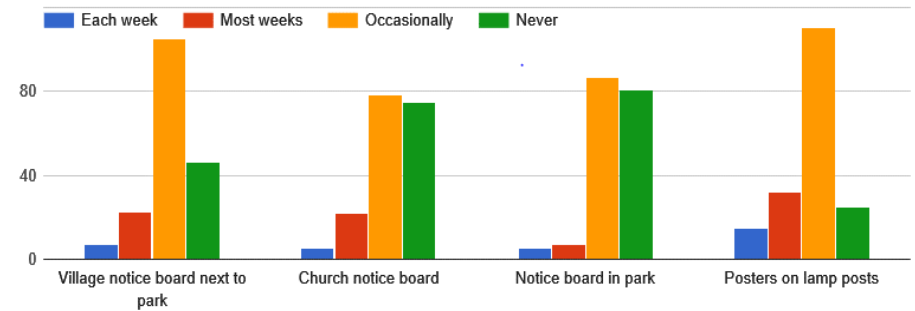
How often do you use the following?



The calendar and directory are both used occasionally on the Church Broughton website. The VH&PFC facebook page does not appear to have many regular followers. Do people know about it?

66. How often do you read community notices in the following locations?

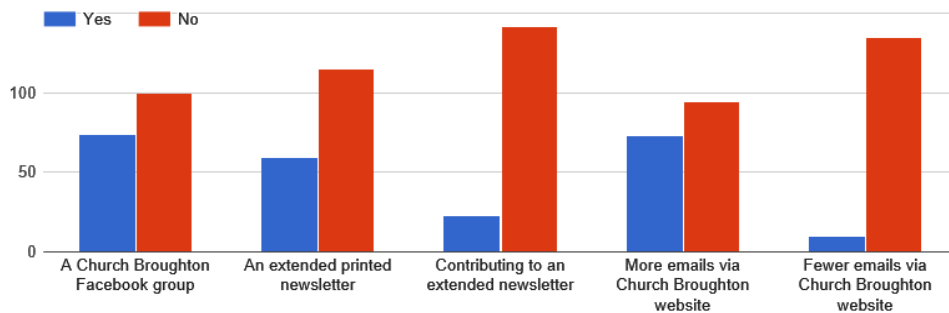
How often do you read community notices in the following locations?



This indicates that not many people regularly read the community notice boards. All are used to some extent, but the most used is the notice board next to the park. Posters on lamp posts seem to get the most attention.

67. Would you be interested in any of the following?

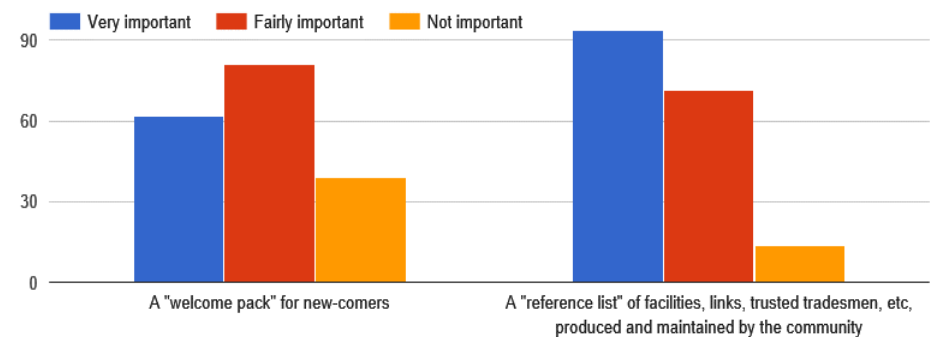
Would you be interested in any of the following?



Whilst a number of people would be interested in additional communication via Facebook or a printed newsletter, there are more people who would not be interested.

68. How important do you consider the following ideas to be?

How important do you consider the following ideas to be?



69. Do you have any other comments or suggestions that could help to improve communication?

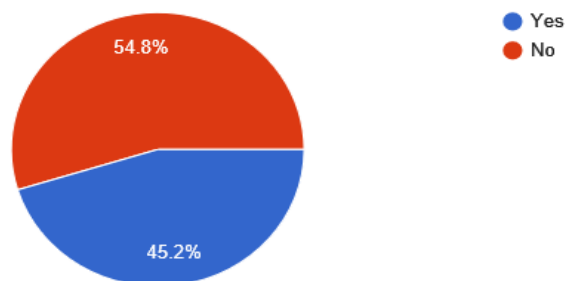
|                           |  |
|---------------------------|--|
| Tradespeople & Facilities | A central list of Tradespeople (including members of the Community) who people feel happy to recommend and reference |
| Lack of Information       | Didn't know information was online i.e. Newsletter and Parish Council  |
|                           | Printed version of the "Village Directory" to include Sutton & Boylestone  |
|                           | Improved links with outlying areas i.e. Sutton & Boylestone  |
|                           | Unable to logon for Village website despite numerous requests  |
|                           | Newsletter/Facebook to include more from Parish Council, FCBS, VHPFC   |
| Other                     | Online photo sharing of historical photos of village/area on Facebook  |

## Work & Communications Conclusions

- There does not appear to be a connection between mobile provider and satisfaction with phone signal
- There is some dissatisfaction with internet connection even when it is fast broadband (fibre) and some people are happy with standard broadband
- The Calendar has a wide circulation and is considered to be very useful by many
- There is only limited interest in additional communication via Facebook or a newsletter
- A starter/information pack with details of facilities and services and a list of contacts for tradespeople is considered to be important by a large percentage of responders

# Final Comments

70. Would you be willing to assist in the development of any major projects that come out of the Community Plan?



A significant number of people (76) expressed an interest in helping with projects

71. Please use the space below to add any further comments or suggestions.

| Suggestions   | Other  |
|---|--|
| More flower beds and trees around the village lanes and open spaces   | Church Broughton is a good place to live, let's keep it that way.                        |
| A more active village with affordable housing may encourage myself/others of my age group to move back or stay                      | Should obtaining Asset of Community Value status for the Holly Bush Pub be investigated? |
| More bridleways and footpaths (2)   | Concern about underage drinking at village functions                                     |
| The vicar and church council said that consideration could be given to the use of church for a shop/post office/café type activity. | More concerned by the encroachment of industry etc than appropriate new housing          |
| Need a Villager Bus route   | Concern about enclosure of area opposite pub   |
| Climbing wall   | I like the village as it is  |
| Horse riding centre   |  |
| A large village bin for excess compost material with council agreement to take away.  |  |
| A site where tree branches, shrubs, etc, could be placed and safely burnt   |  |

# Young Person's Supplementary Questions (11 -17 years old)

1. Do you use the school bus service?

|   |     |
|---|-----|
| 7 | Yes |
| 5 | No  |

2. If you ticked "yes", what do you think of the bus service?

|   |           |
|---|-----------|
| 1 | Very good |
| 3 | Good      |
| 3 |           |
| 0 | Poor      |

3. If you travel to activities or into the local towns, how do you get there?

|                   |    |      |
|-------------------|----|------|
| Lift from family  | 12 | 100% |
| Lift from friends | 8  | 67%  |
| Bicycle           | 4  | 33%  |
| Walk              | 3  | 25%  |
| Bus (non-school)  | 3  | 25%  |

4. Would you like a more regular bus service?

|    |     |     |
|----|-----|-----|
| 11 | Yes | 92% |
| 1  | No  | 8%  |

5. If there was more regular bus service, where would you like to go?

|            |    |     |
|------------|----|-----|
| Derby      | 10 | 83% |
| Hilton     | 9  | 75% |
| Hatton     | 8  | 67% |
| Burton     | 4  | 33% |
| Uttoxeter  | 3  | 25% |
| Ashbourne  | 3  | 25% |
| Mickleover | 2  | 17% |
| Etwall     | 1  | 8%  |

6. When would you use this bus service?

|                  |    |
|------------------|----|
| School holidays  | 11 |
| Saturday daytime | 9  |
| Weekday evenings | 6  |
| Sunday           | 6  |
| Saturday evening | 3  |
| For school       | 3  |
| Weekends         | 1  |

7. How safe to you feel walking around Church Broughton village at night?

|   |           |     |
|---|-----------|-----|
| 1 | Not safe  |     |
| 0 |           |     |
| 2 |           | 25% |
| 8 | Very safe | 73% |

8. What do you do in your spare time whilst in Church Broughton?

|                                |    |     |
|--------------------------------|----|-----|
| Spend time with friends        | 11 | 92% |
| Use the internet               | 11 | 92% |
| Watch TV                       | 11 | 92% |
| Ride Bicycle                   | 8  | 67% |
| Playing musical instrument     | 8  | 67% |
| Play computer games            | 6  | 50% |
| Take part in sports            | 6  | 50% |
| Reading books/magazines        | 5  | 42% |
| Walking                        | 4  | 33% |
| Play tennis on village court   | 3  | 25% |
| Play tennis at Broughton Heath | 2  | 17% |
| Horse riding                   | 2  | 17% |
| Going to the park              | 2  | 17% |
| Walking dog                    | 1  | 8%  |
| Roller skating                 | 1  | 8%  |
| Badminton                      | 1  | 8%  |
| Running                        | 1  | 8%  |
| Playing in garden              | 1  | 8%  |
| Panto                          | 1  | 8%  |
| VHPFC activities               | 1  | 8%  |

9. If you use the internet, what do you use it for?

|  |    |      |
|--|----|------|
| Homework                               | 12 | 100% |
| Music                                  | 10 | 83%  |
| YouTube                                | 9  | 75%  |
| Social networks - Facebook/Twitter etc | 9  | 75%  |
| Communication (email/Skype etc)        | 9  | 75%  |
| Television                             | 7  | 58%  |
| Research                               | 7  | 58%  |
| Shopping                               | 5  | 42%  |
| Online games                           | 5  | 42%  |
| Films                                  | 3  | 25%  |

10. What do you do in your spare time outside of the Church Broughton area?

|                             |    |     |
|-----------------------------|----|-----|
| Spend time with friends     | 10 | 83% |
| Take part in sports         | 9  | 75% |
| Member of club              | 7  | 58% |
| Horse riding                | 3  | 25% |
| Swimming                    | 5  | 42% |
| Shopping                    | 7  | 58% |
| Playing musical instrument, | 3  | 25% |
| Climbing                    | 1  | 8%  |

11. Would you like more organised activities in Church Broughton?

|     |   |     |
|-----|---|-----|
| Yes | 8 | 80% |
| No  | 2 | 20% |

12. Would you use or take part in any of the following suggestions for organised activities for your age group?

| Yes | Maybe | No |  |
|-----|-------|----|--|
| 4   | 4     | 3  | Place for teenagers to relax e.g. shelter on playing field |
| 0   | 2     | 9  | Homework support group                                     |
| 3   | 2     | 6  | Youth club   |
| 0   | 1     | 10 | Computer club  |
| 2   | 0     | 9  | Drama club   |
| 2   | 2     | 7  | Art club   |
| 1   | 1     | 9  | Music club   |
| 0   | 1     | 10 | Scouts   |
| 0   | 4     | 7  | Youth band   |
| 8   | 0     | 3  | Sports – Village team                                      |
| 8   | 1     | 2  | Sports – Annual run  |

13. Do you have any other suggestions of organised activities you would like to do in Church Broughton?

Social tennis time for juniors on the village court - adults kick us off even if we are members of the club

14. Would you like village events to be organised specifically for your age group?

|     |   |     |
|-----|---|-----|
| Yes | 3 | 27% |
| No  | 8 | 73% |

15. If "yes" please suggest events you would like to go below:

|  |
|--|
| Football, baseball, etc  |
| Not sure, but activities are always either for adults or little kids - nothing in between! |
| Improved May Day   |

16. Do you have any suggestions on how to improve May Day for your age group?

|  |
|--|
| More games   |
| More craft stalls  |
| Have more activity and game stalls   |
| Have the big bouncy castle back, fun games like gladiators or sumo wrestling |

17. How often do you use the Park?

|                                 |   |     |
|---------------------------------|---|-----|
| Often                           | 8 | 67% |
| All (or almost all) of the time | 3 | 25% |
| Occasionally                    | 1 | 8%  |



18. What do you think of the Park?

| Positive                        | Negative   |
|---------------------------------|--|
| Its alright                     | It could have better equipment because there is not much things for older children |
| It is fun                       | Need more rides for older kids (2)   |
| Good football pitch             | The football goal posts are broken   |
| Its a good park for the village | Not very good (gets a bit boring)  |
| Its okay                        | Long grass so hard to play football, also goal mouth are bad as puddles            |
| good (2)                        |  |
| A good place to meet friends    |  |

19. What would make the Park more interesting to you?

|  |
|--|
| better equipment for older children.                             |
| more swings, a zip wire, a spider climbing frame                 |
| more equipment   |
| Skate / BMX park   |
| A zip wire, but there's not a lot of space. More swings!         |
| skate park more play equipment                                   |
| basketball/badminton nets  |
| Sports equipment   |
| More equipment for teenagers like a zip wire or a climbing frame |
| Better pitch eg cut grass, sort out goal mouth                   |
| more relaxed areas, zip wire                                     |

20. Any further comments or suggestions?

|  |
|--|
| I would feel safe walking with a family member but not on my own |
| Regular grass cutting at the big football pitch                  |
| New nets and goal mouth at big football pitch                    |
| We really, really need a bus route                               |

## Conclusions from Young People's extra questions

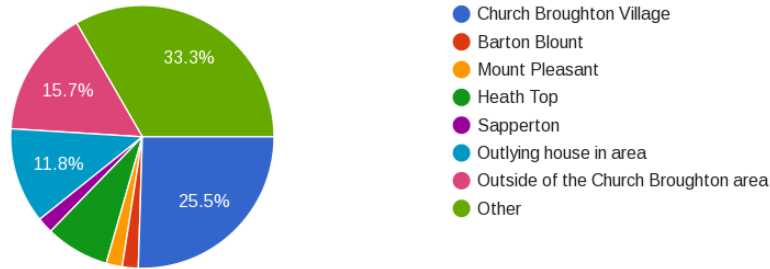
- Lack of transport is a major issue – Derby/Hatton/Hilton being the most popular destinations (Hatton/Hilton probably to meet friends, Derby for shops and “fun”). A Link bus would meet both requirements.
- The majority of our teenager responders feel safe in the village
- They engage in a wide range of activities, but meeting friends/using the internet/watching TV top the list
- Internet usage is mainly for homework & social networks
- They would like more organised activities, particularly team sports and a village run
- They would like more activities for teenagers at the May Day celebrations
- They complain that there is little for teenagers at the park. One thing raised is the poor surface/facilities for playing football
- There are a number of issues they have raised which we can look at to improve their lot

# Children's Questionnaire

There were 52 responses from approximately 95 who attend Church Broughton School.

1. Where do you live?

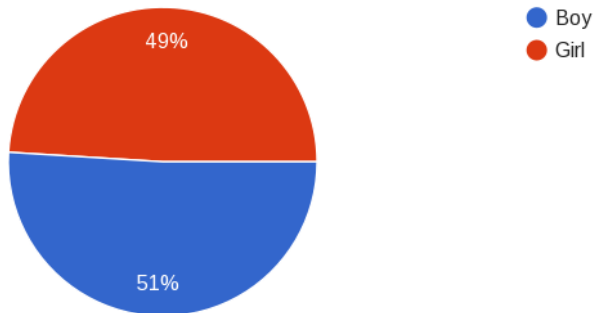
Where do you live? (51 responses)



Of the children responding, 25 live outside the parish. This is made up of 8 saying (Outside the Church Broughton area), 7 in Hatton, 4 in Hilton and the remainder in Foston, Tutbury, Sutton or elsewhere.

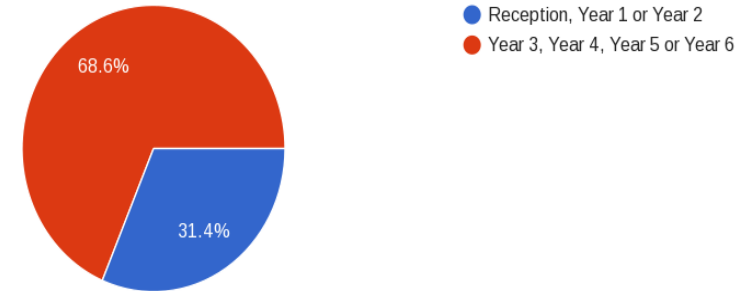
3. Are you a boy or a girl?

Are you a boy or a girl? (51 responses)



2. Which year are you in?

Which year are you in? (51 responses)



Year 3 and 4 completed the questionnaire in school, the other years completed at home with possible parent's help. This will mean that we have more responses from Y3 and Y4 than the other years.

4. What are the best things about Church Broughton?

What is the best thing about living here?

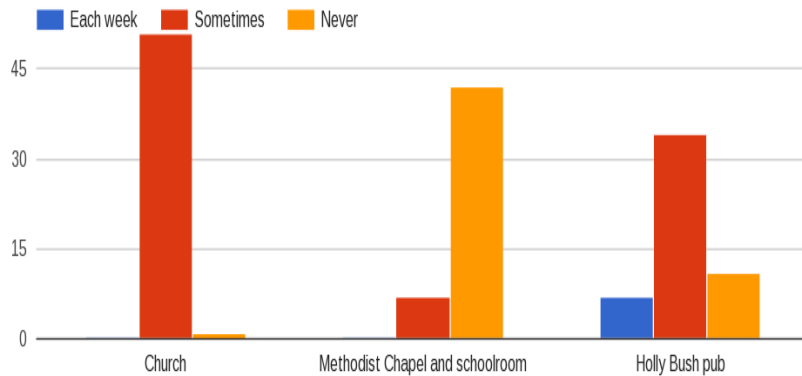
|                                 | Responses | Percent |
|---------------------------------|-----------|---------|
| Park                            | 29        | 58%     |
| May Day, "Festivals" and Events | 18        | 36%     |
| Friends/Friendly                | 11        | 22%     |
| School                          | 7         | 14%     |
| Countryside                     | 3         | 6%      |
| <b>Total</b>                    | <b>50</b> |         |

Only 2 children did not complete this question

5. What are the worst things about Church Broughton?

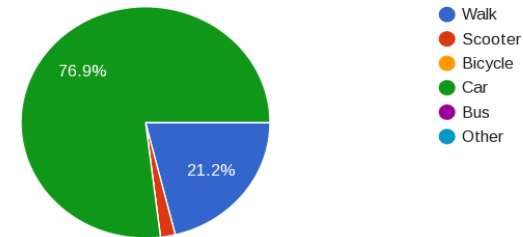
16 (36%) of responders said no shop  
 10 (23%) mentioned the roads/transport (roads small/bumpy (6), cars go fast (1), no buses (3))  
 6 (14%) mentioned the park (needs more equipment/toilet/muddy )  
 3 children mentioned no swimming pool/leisure centre.  
 1 child mentioned that there were not enough year 5 girls, another “not many people to make friends with” and a third that the “school is too small”.  
 13 children said “Nothing” or left the answer blank

7. How often do you go to the following places:



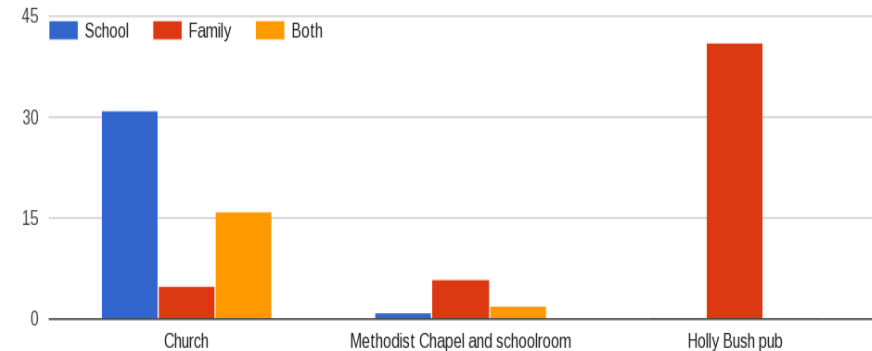
6. How do you usually travel to school?

How do you usually travel to school? (52 responses)



1 child travels by scooter

8. Who do you go with to the following places:

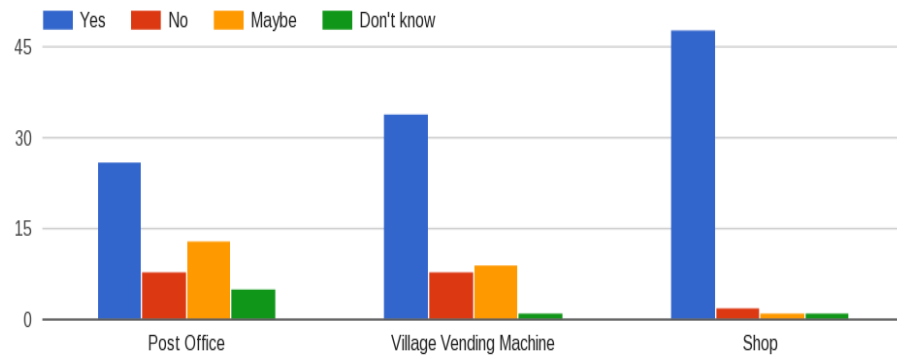


All of the school children go to the Church occasionally with the School, so those saying just Family above can be counted in Both, which gives 21 (40%).

We did not ask when children go to church with their family, so we do not know if it was specifically for a church service.

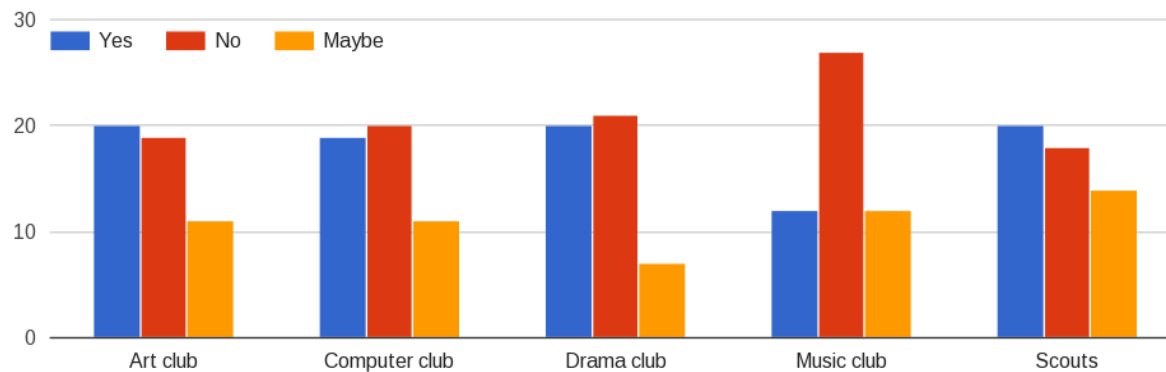
In reality, only the Christmas Crib service is well attended by families. Other Christmas services, Easter and Christingle and also the monthly Family Service in Church Broughton Church are generally not well attended by families.

9. Would you use the following if they were available in Church Broughton?



Children all like the idea of a shop

10. Would you like to take part in any of these activities?

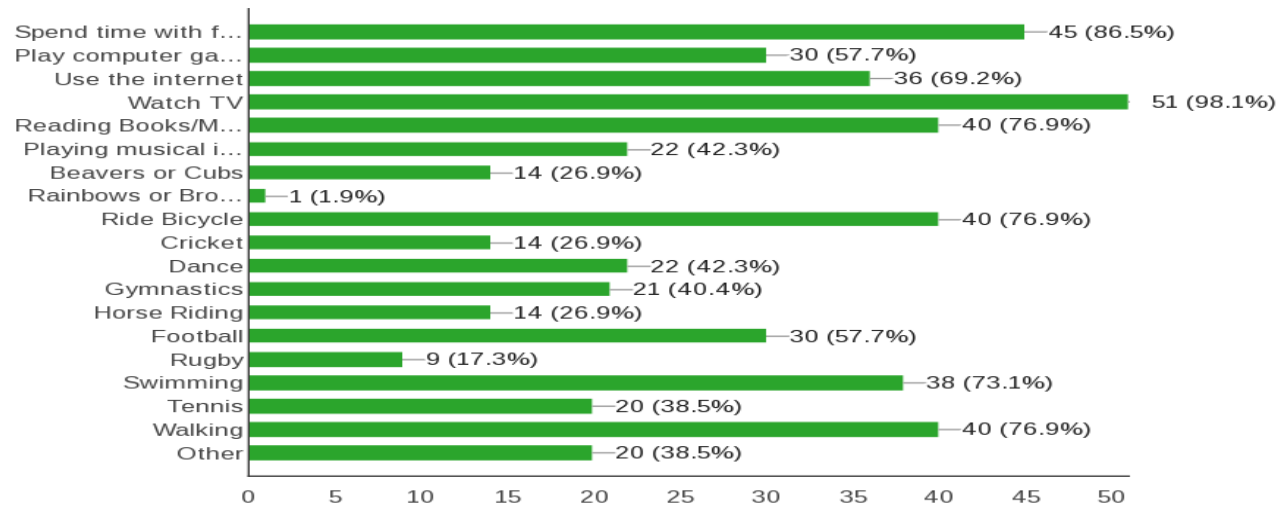


11. Do you have any other suggestions of activities you would like to do in Church Broughton?

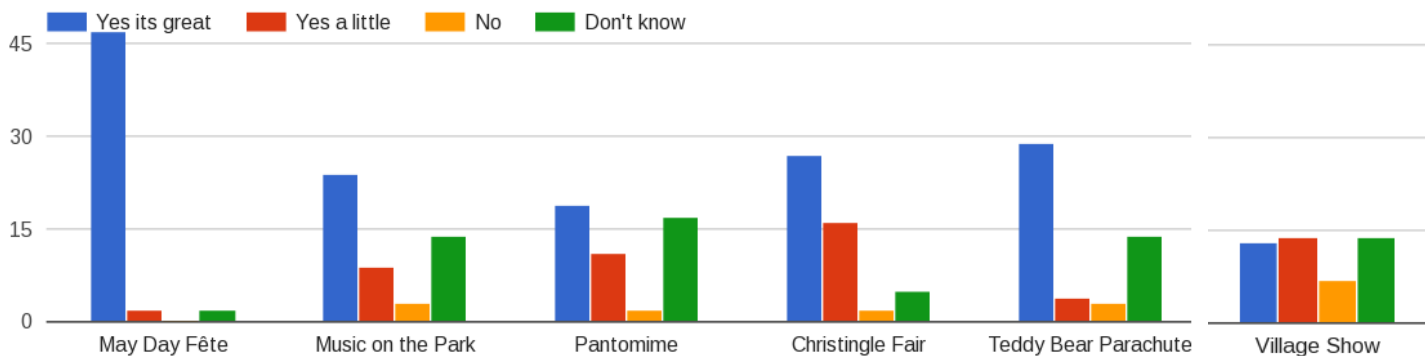
Lots of ideas:

Animal club, Archery, Badminton, Biking, Bowling (x2), Climbing (x4), Colouring, Cricket (x2), Cycling race, Dancing-ballet, Exercise club, Fashion Club, Football (x4), Fun run, Gymnastics (x8), Hockey club (x2), Horse, Laptops, More things on the park, Party's (x2), Planet Bounce, Rounders, Running race, Sports clubs, Swimming (x9), Tae-kwando/Karate/Self Defence, Tennis (x2), Village walks

12. What do you do in your spare time?



13. Do you like the following events?



The Teddy Bear parachuting on the 11<sup>th</sup> June 2016 was well attended, with flyers having been sent home in school bags and also from the Sutton Pre-school. If this survey was done again, the don't knows on this event might be been fewer (and the Yes it's great) higher). This event did not run last year due to the rain so young children and those new to the area would not know about this event.

Looking at where the 14 children live that don't know about Music in the Park, most either live outside the parish, or in an outlying areas, or are in Year 2 or below. All the school children do paint a plate or similar for the Village Show, but the 14 saying don't know either do not remember doing so (it was 8 months prior to filling in the questionnaire), or maybe don't visit the church on the show day, or simply live outside the parish.

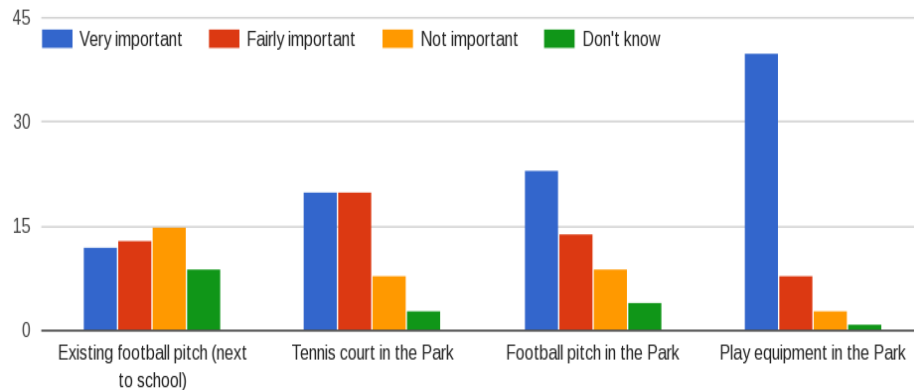
14. Do you have any suggestions on how to improve May Day?

List below to be forwarded on to the FCBS:

A football/basket ball game where you kick throw balls into holes, A puppet show, Ask a Burton Albion footballer to come, Better rides (x2), Bouncy Castle, Candy Floss, Circus, Dancing, Dancing from the Dance Club, Dart stall, Entertainment (x3), Hit a ball at a target with a racket, Live music, Marching band for the parade, More grown up rides (x2), more organised stalls, more people turn up (x2), More rides (x2), More stalls and games (x2), Mum's and Dad's dance as well, Older people activity, Petting Zoo, Playing with friends, Reception class joining in on Maypole parade, Roller coaster, Singing and Dancing (x2), Sports, Team events, Tractor Rides, Trampoline (x2), Weather.

16. How important to you are the following?

How important to you are the following?

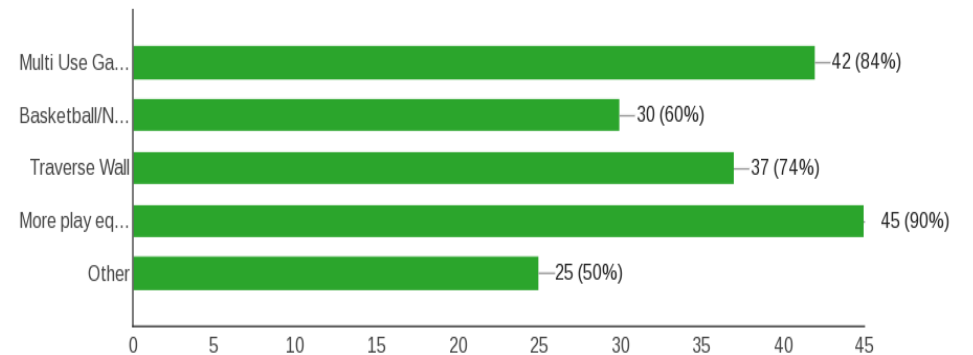


15. Do you have any other suggestions of events you would like to go to in Church Broughton?

Archery in the Park, Bike race, Bonfire/Fireworks, Halloween, Christmas fete, Cricket, Dads v lads football match, Dance club/competitions (x2), Dance show, Easter Hunt, Fun Run, Gym, Lego club (x4), Party House, Swimming (x2), Swimming Gala's

17. Would you like any of the following in Church Broughton?

Would you like any of the following in Church Broughton? (50 responses)

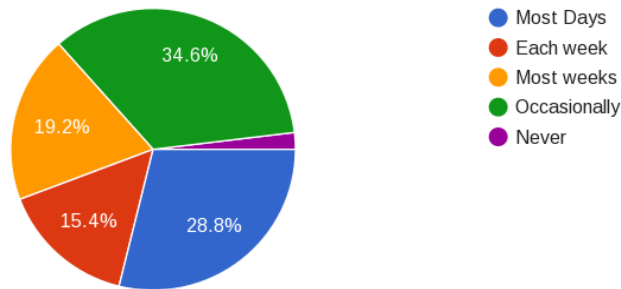


The children like the idea of both more play equipment (90%) and a Multi Use Games Area (84%). The idea of a traverse wall (74%) and Basketball net (60%) also popular. Any MUGA would likely include provision on basketball. The VHPFC is best placed to take these preferences into account



## 18. How often do you use the Park?

How often do you use the Park? (52 responses)



## 19. What do you think of the Park?

Lots of children say that it is great/fun/good/epic, etc, which is nice to see. Otherwise, one or two interesting comments:

- ⑩ gets very muddy when wet so can't use
- ⑩ taller football nets
- ⑩ better if play equipment was placed together (x2)
  - ↳ so my mummy can be with me and my older sister at the same time
  - ↳ so you don't have to walk through a football game to get to the big slide

The muddy goal area of the football pitch is a known issue, and VH&PFC do intend to periodically move the goals slightly to avoid one patch of grass being worn away. The request for taller nets is interesting; are the current goals "standard" 5 a-side sized goals? Taking into consideration some comments on the main questionnaire on danger of small children being hit by stray footballs, teenagers should probably be encouraged to use the full-size football pitch. Maybe if a MUGA this would provide a "safer" medium sized pitch and goal, then the grass goals could be moved closer together which would suit the younger age footballers, and possibly allow the play equipment to be placed together, or simply free some space to allow more equipment.

## 20. What would make the Park more interesting to you?

### Children's suggestions:

A room to play on a wii, Bigger, Bikes, Climbing wall (x3), Go-karts, I like it as it is, Ice Cream van (x2), Monkey bars (x2), More equipment (x8), Plants, Roundabout, Rugby pitch, Skate ramp, Swimming pool (x3), Trampoline (x3), Zip Wire (x3), Better tennis court

## Conclusions from Children's Questionnaire

- The children like the Park and events in the village; the most popular event is May Day Fete followed by Teddy Bear Parachute and Christingle Fair
- The play equipment is important to them; most children would like a Multi-Use Games Area and more play equipment
- The majority (77%) travel to school by car
- The children are all keen on a village shop
- There is some interest in art, computer and drama clubs and scouts
- There were many suggestions for other activities such as badminton, ballet/dancing, cricket, gymnastics, etc